


# DPF Return & Inspection Checklist



## 1. Core surface inspection




✓  
No damages larger than 20 mm wide, and/or 4 mm deep (1). Visible soot on the inlet side (2), but not on the outlet side (3). Minor traces of rust (4).

✗  
Damages wider than 20 mm (5), or holes deeper than 4 mm (6). Cracked core (7), and visible soot on the outlet side (8).


✗  
Damages to the core edges, both major (9 & 10) and minor (11). Porous core (12) - shows as small holes in the face of plugged channels.

## 2. Core visual inspection



✗  
Traces of chemical damage (13), cooling liquid (14 & 15) or severe amounts of rust (16).

## 3. DPF housing inspection



✗  
Rust or miscoloring of the DPF housing (17 & 18). Mispositioned, pushed-out core (19) and damaged or dented brackets and sealing surfaces (20).



All new & reconditioned DPFs are fully Type Approved



On Recon RX DPF filters

Check out the full range of new or reconditioned type approved DPFs in our catalogue here:



going the extra mile